



GOVERNMENT OF PUDUCHERRY
DIRECTORATE OF SCHOOL EDUCATION
SAMAGRA SHIKSHA

DEVELOPING EARLY ACADEMIC LITERACY
(DEAL)
PROGRAMME

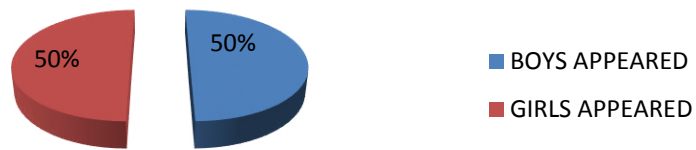
PRE-TEST REPORT -STATE REPORT CARD
2019-20
(MAHE DISTRICT)

DISTRICT REPORT - MAHE

1. NO. OF SCHOOLS – AREA WISE

IOs	NO. OF SCHOOLS	RURAL	URBAN	TOTAL	% TO THE TOTAL APPEARED
CEO	34	0	1312	1312	100

% OF STUDENTS APPEARED IN MAHE - GENDER WISE



QUESTION PAPER COMPOSITION

DETAILS	NO. OF QUESTIONS		TOTAL
	ENG	LANG	
1 STD	20	20	40
2 STD	20	20	40
3 STD	35	35	70
4 STD	35	35	70
5 STD	35	35	70

MARKS DISTRIBUTION

DETAILS	MAXIMUM MARKS		TOTAL
	ENG	LANG	
1 STD	40	40	80
2 STD	40	40	80
3 STD	55	55	110
4 STD	55	55	110
5 STD	55	55	110

EVALUATION

CLASS	LANG	ENG	ITEM MARKS
1 STD	ALL	ALL	CHOICE 1 CARRIES 2 MARKS, CHOICE 2 CARRIES 1 MARK AND CHOICE 3 CARRIES 0 MARKS
2 STD	ALL	ALL	
3, 4 & 5	20 ITEMS	20 ITEMS	
3, 4 & 6	15 ITEMS	15 ITEMS	CORRECT ANSWER CARRIES 1 MARK

GRADING

SCORING	GRADE
>75 %	A
51 TO 75 %	B
26 TO 50 %	C
10 TO 25 %	D
<10 %	E


COMPETENCIES

STD	NO. OF COMPETENCIES	
	ENGLISH	TAMIL
1 STD	4	8
2 STD	5	10
3 STD	7	11
4 STD	6	13
5 STD	6	11

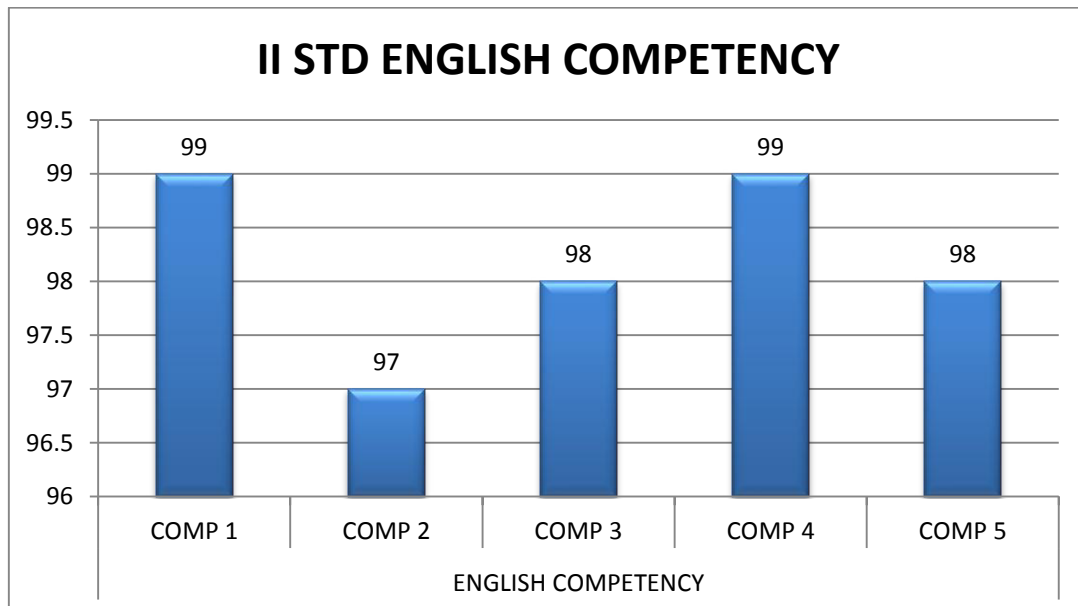
ACHIEVERS

ACHIEVERS IN ENGLISH -% OF STUDENTS


STANDARD	ENGLISH COMPETENCY						
	COMP 1	COMP 2	COMP 3	COMP 4	COMP 5	COMP 6	COMP 7
I STD	100	100	97	100			
II STD	99	97	98	99	98		
III STD	75	99	97	95	96	99	92
IV STD	92	97	98	80	98	95	
V STD	46	95	96	96	99	99	



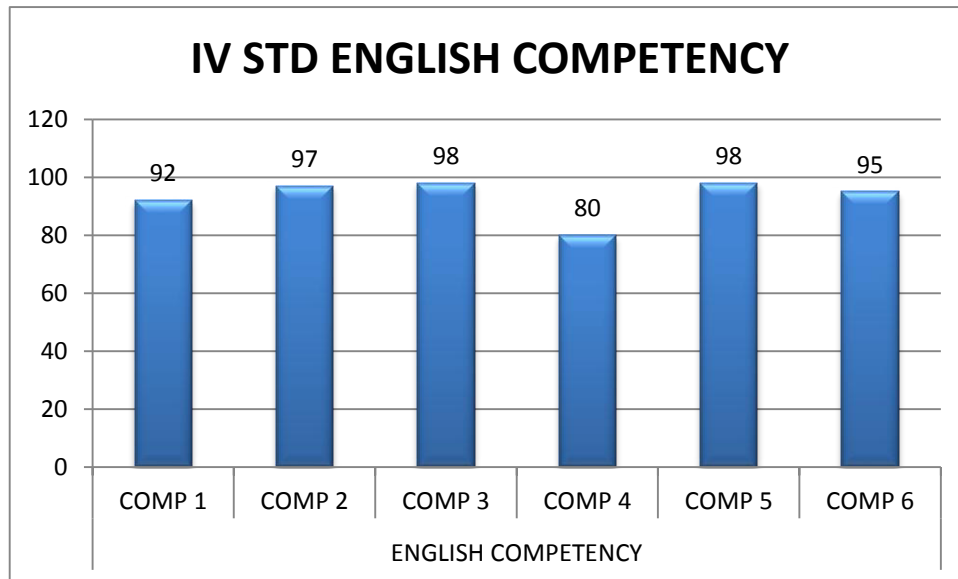
- 3% of students are unable to Read/Identify words (COMP-3)




- 3% of students are unable to Identify words with pictures/ objects (COMP-3)



- 25% of students are unable to Identify letters (COMP-1)



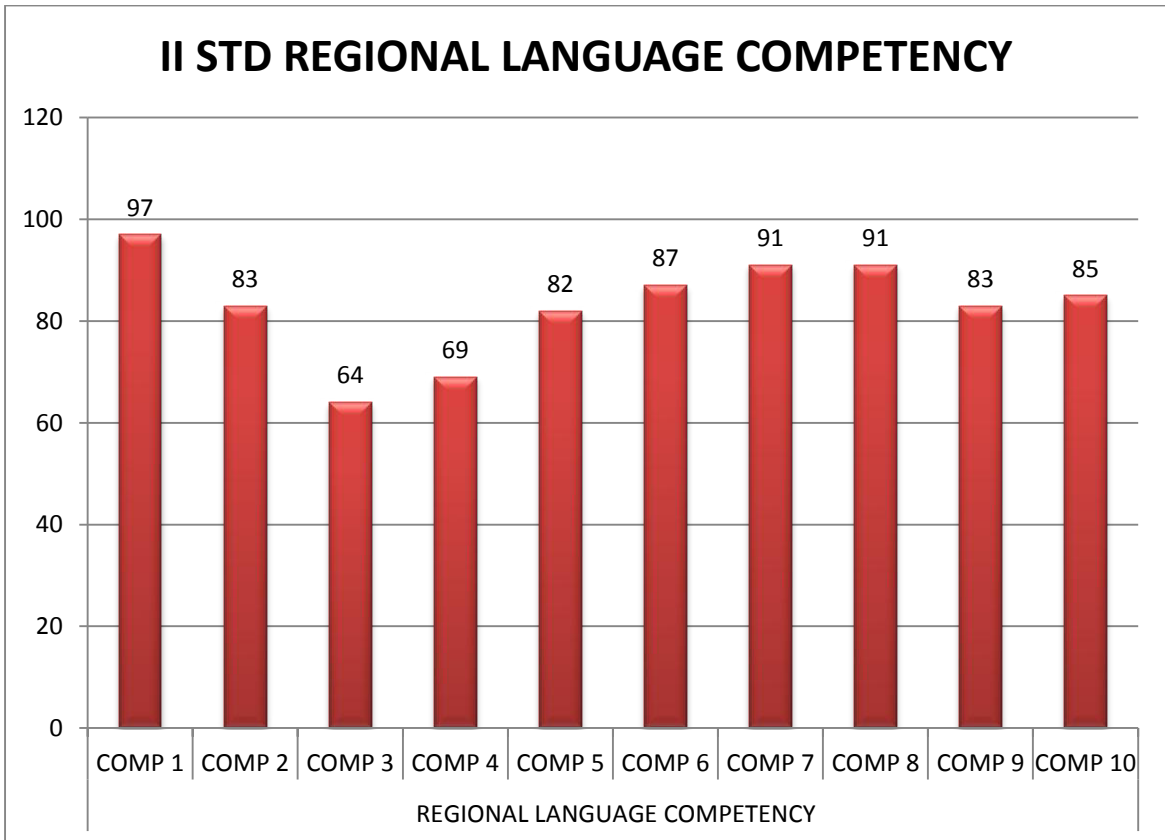
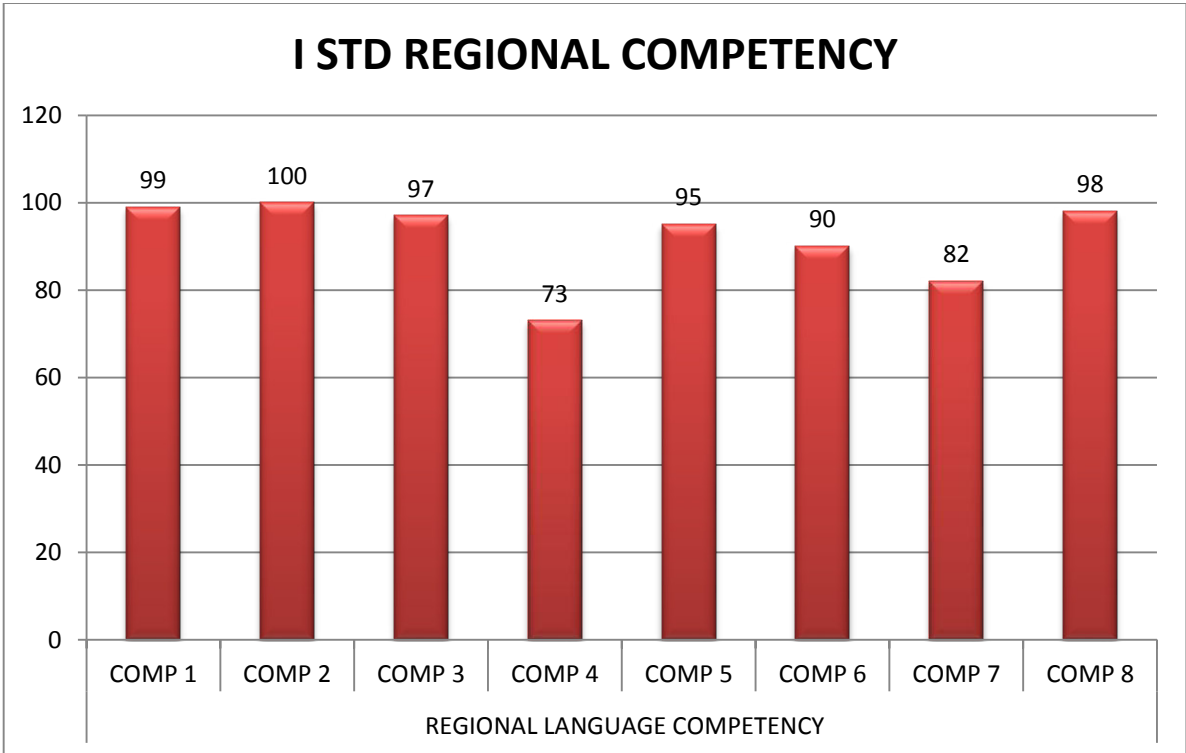
- 20% of students are unable to Follow Instructions/ Listening skills (COMP-4)



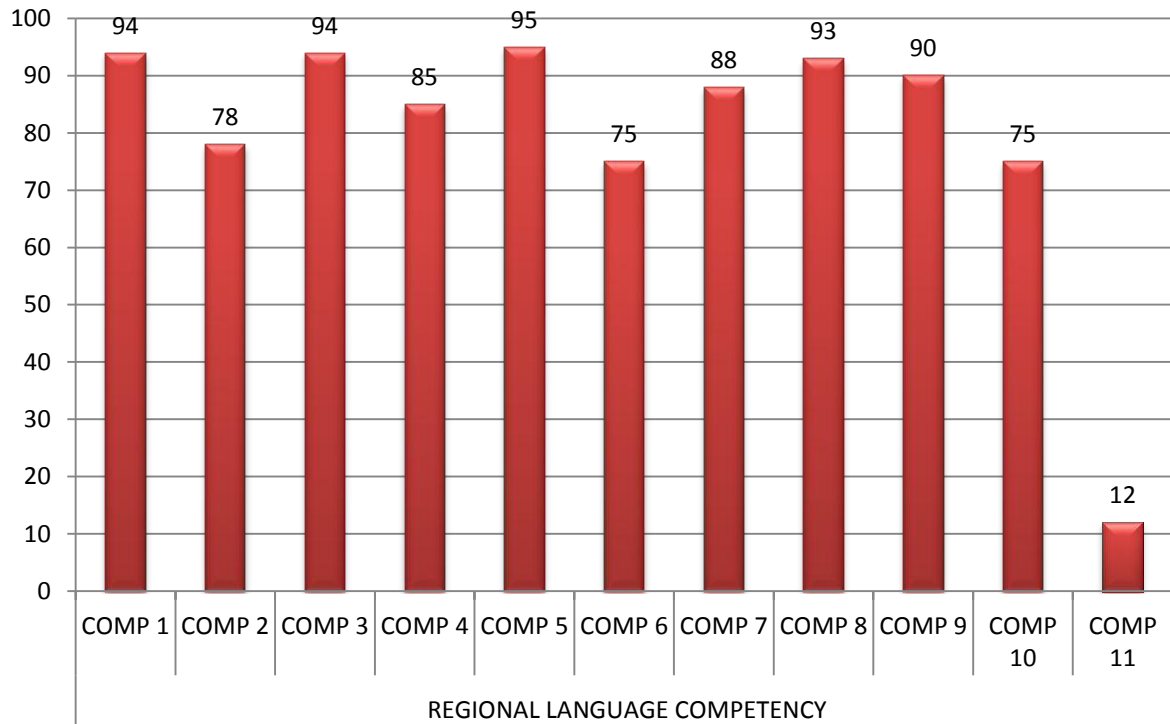
- 54% of students are unable to Identify alphabets/words (COMP-1)

ACHIEVERS IN REGIONAL LANGUAGE COMPETENCY -% OF STUDENTS

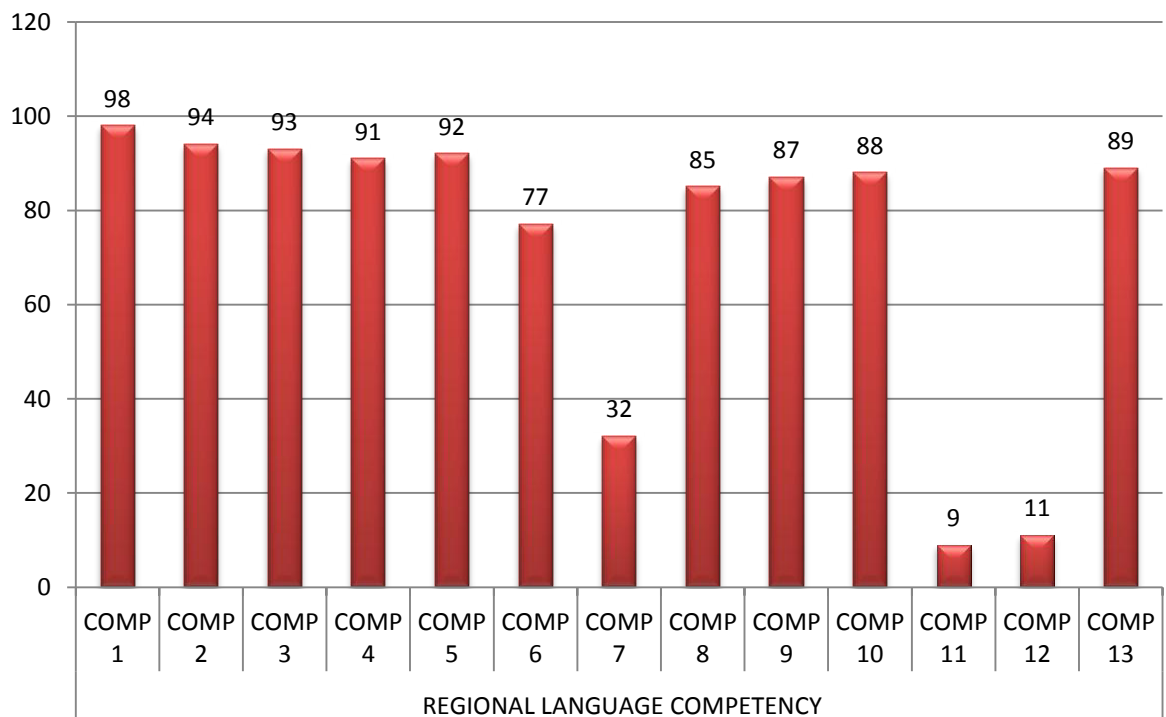
STD	MAHE REGIONAL LANGUAGE COMPETENCY												
	COMP 1	COMP 2	COMP 3	COMP 4	COMP 5	COMP 6	COMP 7	COMP 8	COMP 9	COMP 10	COMP 11	COMP 12	COMP 13
I STD	99	100	97	73	95	90	82	98					
II STD	97	83	64	69	82	87	91	91	83	85			
III STD	94	78	94	85	95	75	88	93	90	75	12		
IV STD	98	94	93	91	92	77	32	85	87	88	9	11	89
V STD	99	98	97	95	78	84	89	94	41	5	9		

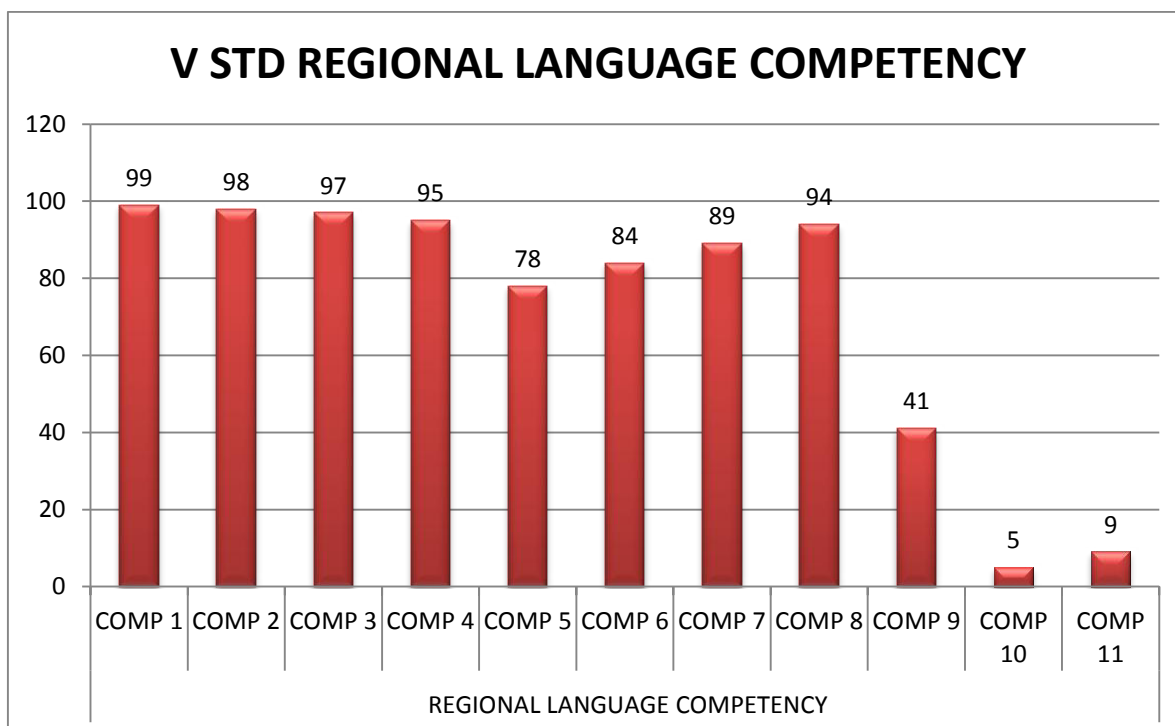


III STD REGIONAL LANGUAGE



IV STD REGIONAL LANGUAGE COMPETENCY





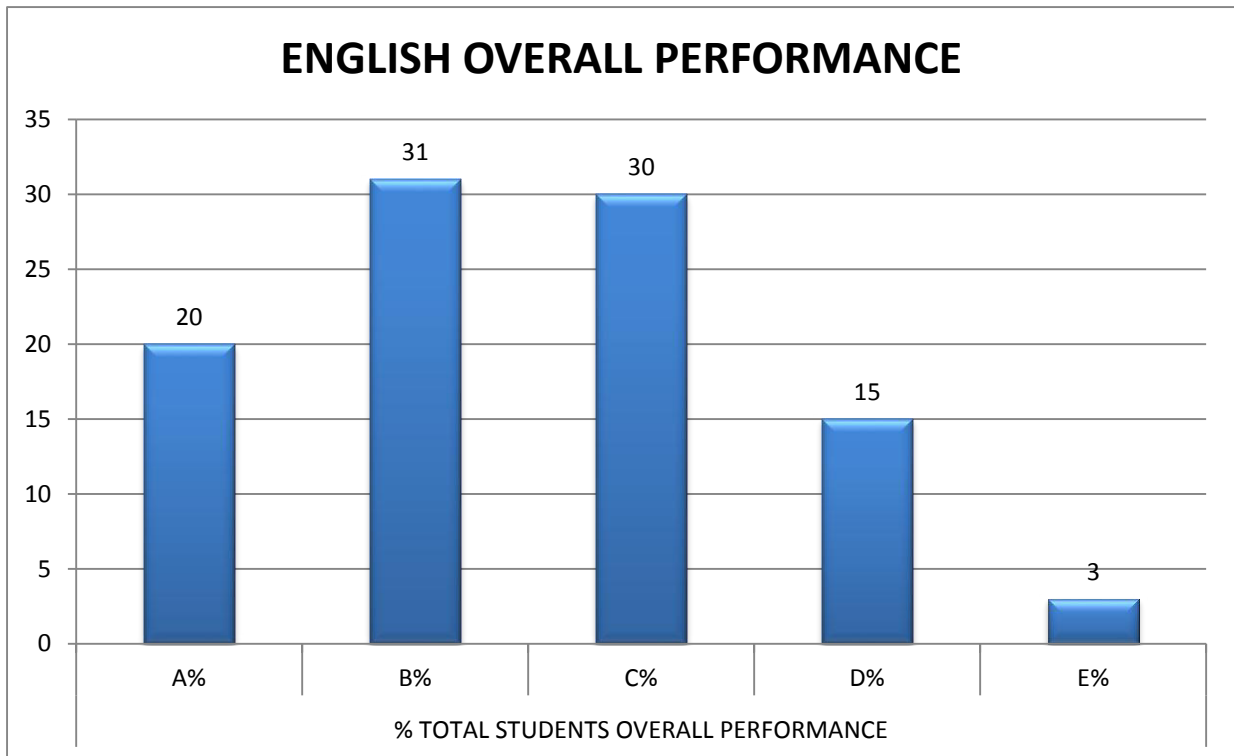
GRADE WISE OVERALL PERFORMANCE IN ENGLISH AND REGIONAL LANGUAGE

LANGUAGE	% TOTAL STUDENTS OVERALL PERFORMANCE				
	A%	B%	C%	D%	E%
ENGLISH	65	28	5	1	0
REGIONAL ANGUAGE	43	43	10	3	0

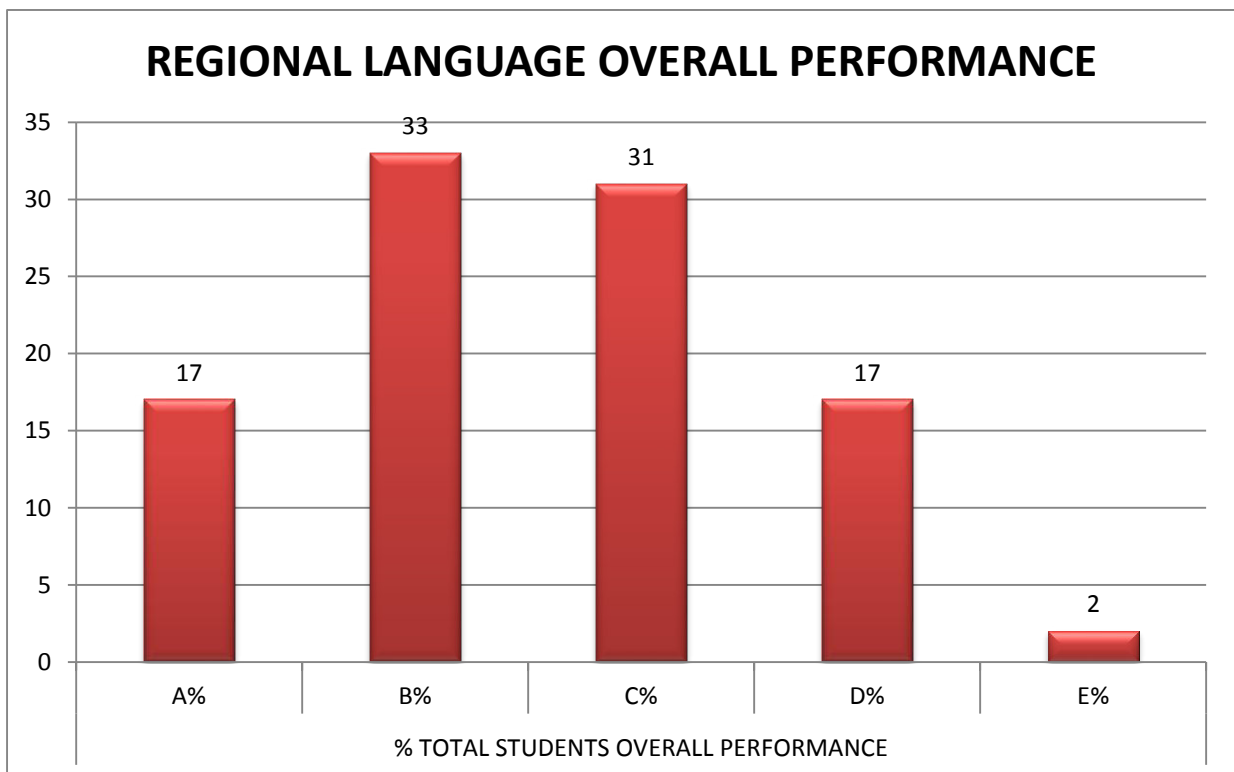
- 65% of students' performance in English is above 75% in English.
- 43% of students' performance is above 75% in Malayalam.

The students' performance in English is 22% higher than the Regional language (Malayalam).

- 1% of students have performed below 26% in English.
- 3% of students have performed below 26% in Regional language (Malayalam)



- 18% students have performed below 26% in English.



- 19% of students have performed below 26 % in Regional Language (Malayalam)